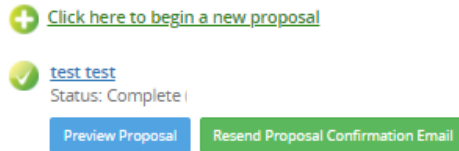



How to Withdraw a Proposal

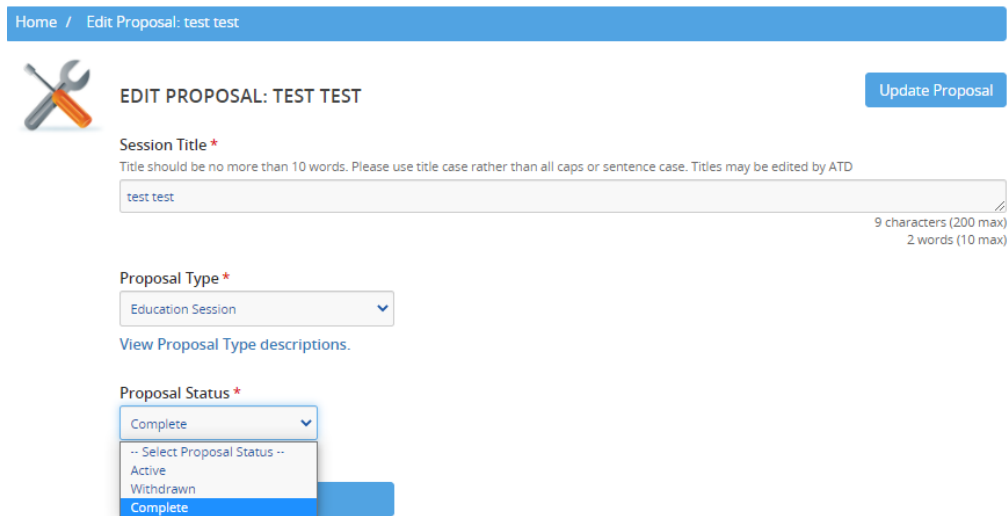
1. Log into the submission site and locate your proposal title.



2. Click on the proposal title to open the proposal details page.



3. From the **Proposal Status** dropdown menu, select "**Withdrawn**" and click "**Update Proposal**" to confirm your selection.



4. The status will now appear as **Withdrawn** on your proposal.



Note: You can reverse this action at any time before the submission deadline by changing the status back to **Submitted** and clicking **Save** again.