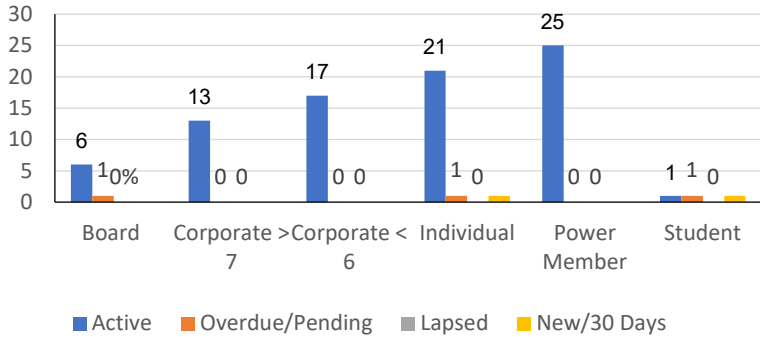


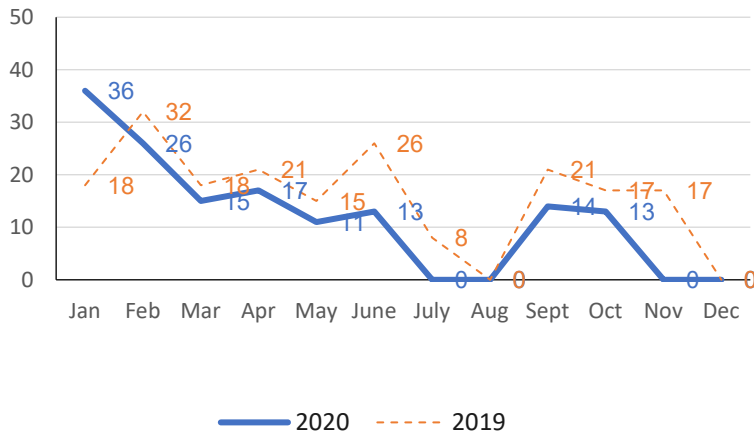
# ATD Greater Las Vegas Score Card: November 2020

**Monthly Membership: 83**  
**2020 Average: 87 ~ 2020 Goal: 160 (55%)**

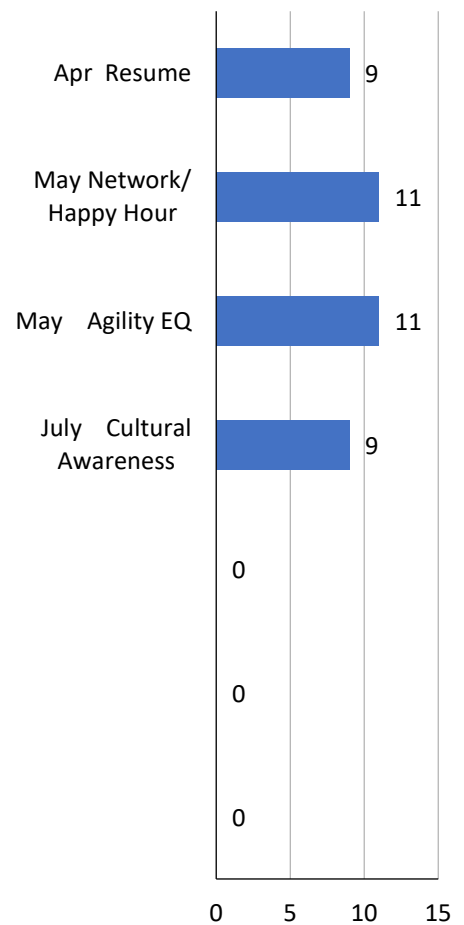


**2019 Highest:** 53%  
**2020 Highest:** 44%  
**November:** 33/83 **(40%)**  
**2020 Goal:** 70% **(57%)**

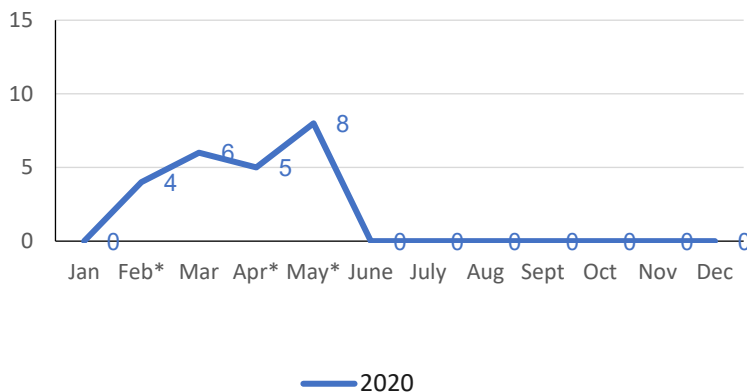
**Chapter Meeting Attendees**  
**2020 Average: 13 ~ 2020 Goal: 25 (52%)**



## Special Events



## SIG Meeting Attendees / Registrations\*



### Digital Engagement: 11/1 - 11/30

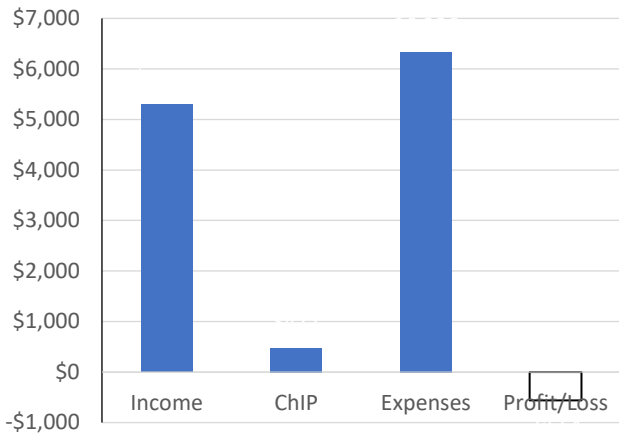


# Posts	2	
Post Reach	92	475%
Post Engagements	0	0%
Page Views	24	41%
New Page Likes	0	



Members	356	0%
Page Followers	366	7%
Unique Visitors	26	-61%
New Followers	24	-81%
Post Impressions	1.4K	-12%
Clicks	0	0

### Finances YTD 2020



### Cash Accounts: \$15,311

