

## Using the Find Nearby Feature

We're always exploring new ways to encourage our members to build professional relationships. The Find Nearby feature helps you to find other LinkedIn members around you by using your mobile device.

With Find Nearby, you'll be able to network more efficiently, as you'll see other LinkedIn members who also have the feature enabled within your Bluetooth range. The feature works well at conferences and events to help you locate people in your proximity.

For your privacy, you'll need to opt-in to use this feature and enable Bluetooth sharing. When Find Nearby is turned on, other members can discover you, even when you aren't using the LinkedIn mobile app. To prevent other members from discovering you, you can switch the Find Nearby feature off.

**Note:** LinkedIn doesn't track, monitor, or store your location data.

If you're an **event organizer** and would like to learn how to use this feature at your event, check out the **Find Nearby Best Practices.pdf** (available in English only).

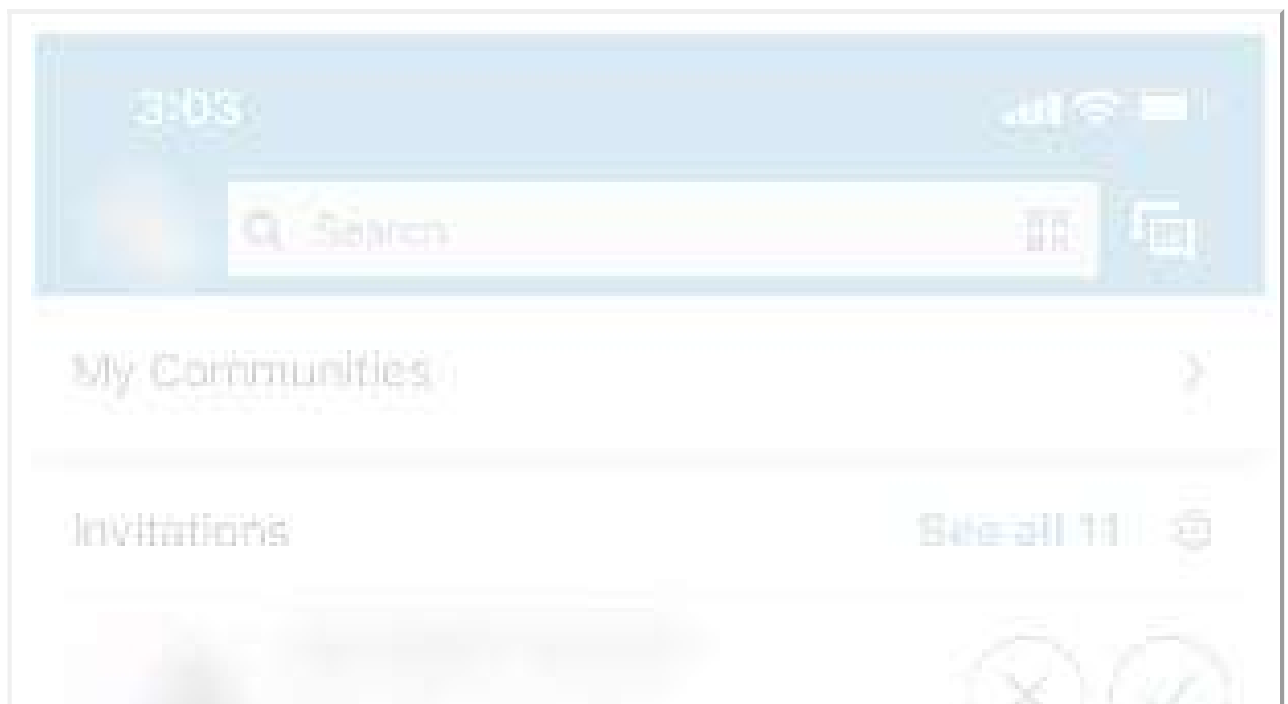
### iOS

Using your mobile device, you can find other LinkedIn members in your surrounding vicinity of up to 100 feet (30 meters) if they've also enabled the Find Nearby feature. You can easily send messages to your connections or invite others to connect.

This feature is currently only accessible from the **LinkedIn mobile app**.

To use the Find Nearby feature:

1. Activate Bluetooth on your mobile device.
2. Tap  **My Network** icon >  **Connect** button >  **Find nearby** button.



People in the Internet industry you may know:

Add contacts



Scan QR code



Find nearby (OFF)




3. Once you've enabled Bluetooth sharing, discover others on the **Find Nearby** screen.
  - You may be prompted to allow Bluetooth to work with the LinkedIn mobile app. Follow the prompts, or go directly to your settings to **update your preferences**.
4. Tap the name of a member's profile you'd like to view from the list of people who currently have Find Nearby turned **ON**.
  - **Note:** You'll be discoverable until you toggle Find Nearby **OFF**.
5. If the member is a connection, you'll have the option to send them a message. If not, you can invite them to connect.

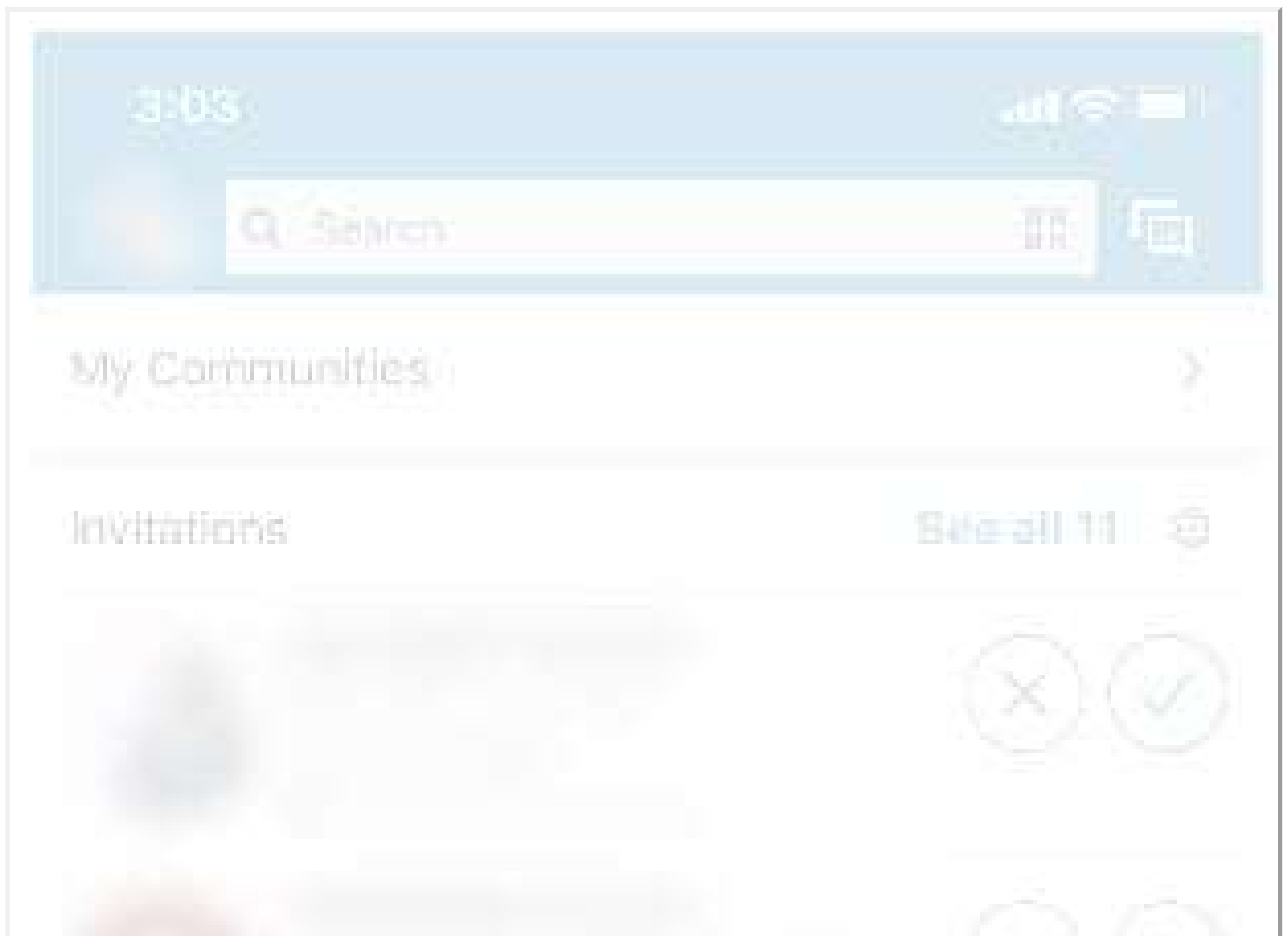
## Android

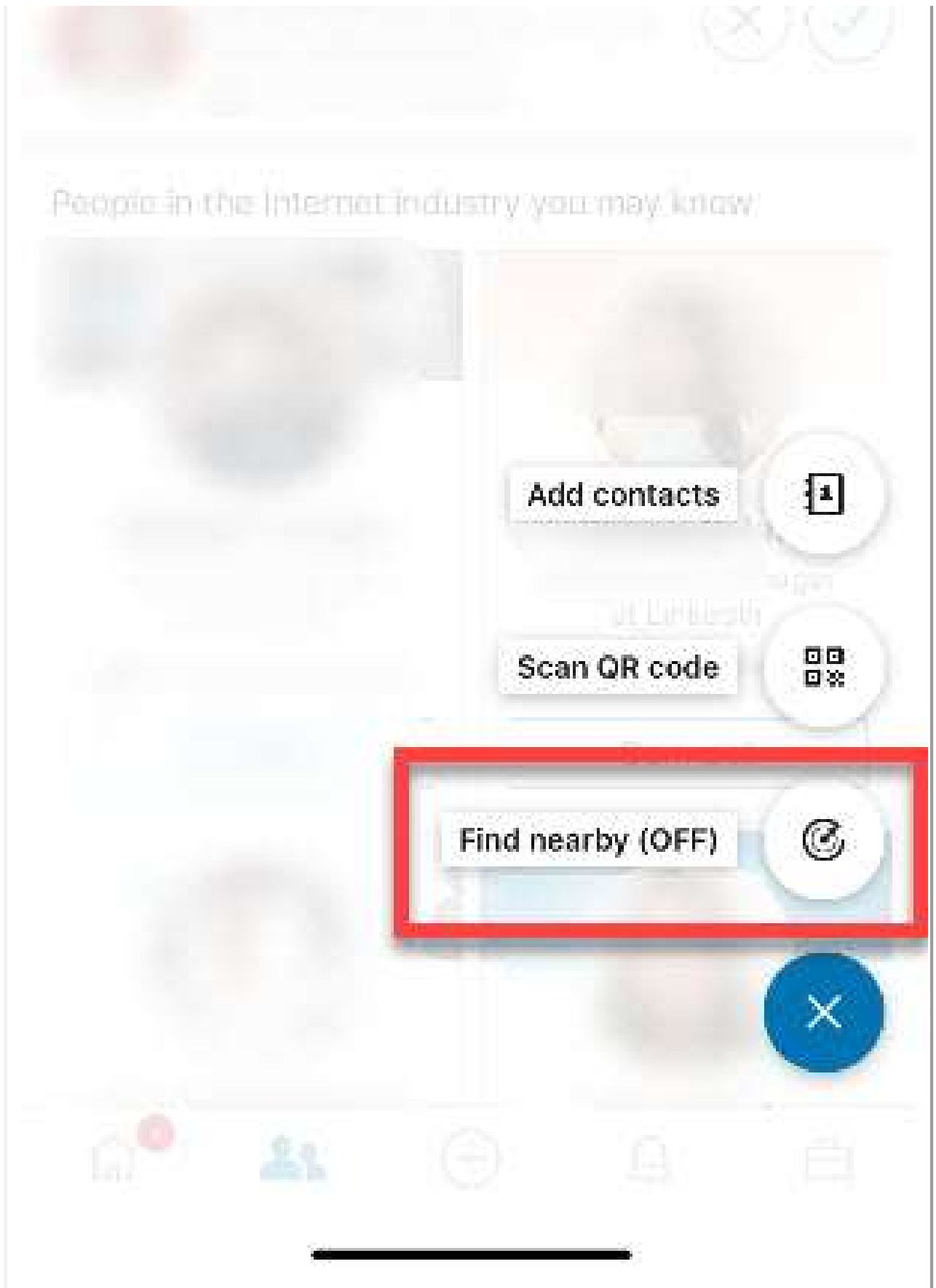
Using your mobile device, you can find other LinkedIn members in your surrounding vicinity of up to 100 feet (30 meters) if they've also enabled the Find Nearby feature. You can easily send messages to your connections or invite others to connect.

This feature is currently only accessible from the **LinkedIn mobile app**.

To use the Find Nearby feature:

1. Activate Bluetooth on your mobile device.
2. Tap  **My Network** icon >  **Connect** button >  **Find nearby** button.






3. Once you've enabled Bluetooth sharing, discover others on the **Find Nearby** screen.

- Android sometimes bundles permissions, so you may be prompted to allow LinkedIn to access location, microphone, Wi-Fi, Bluetooth, and other functionalities on your mobile device. Follow the prompts, or go directly to your settings to [update your preferences](#). We don't receive any details of your location or connection data, or audio recordings for this feature. This is because the data processing is done on your mobile device itself, not on LinkedIn servers.
4. Tap the name of a member's profile you'd like to view from the list of people who currently have the Find Nearby feature **ON**.
    - **Note:** You'll be discoverable until you turn Find Nearby **OFF**.
  5. If the member is a connection, you'll have the option to send them a message. If not, you can invite them to connect.

This feature uses [Google Nearby](#) technology to locate other LinkedIn members near you.

#### Notes:

- If you want to remain discoverable to other members nearby, leave **Find nearby** toggled **ON** and exit the screen.
- You can always check or change your **Find nearby** status from the **My Network** tab by tapping the  **Connect** button, where text will indicate whether the feature is **ON** or **OFF**.
- If you log out of the LinkedIn mobile app, your **Find nearby** status will reset to **OFF**.
- If you leave the LinkedIn mobile app running in the background while **Find nearby** is **ON**, the feature will remain on until you toggle it to **OFF**, or until the background mode expires based on your mobile device's operating system.
- When **Find nearby** is **OFF**, you won't be able to discover new people who are nearby, and no one will be able to discover you. You'll remain in nearby people's cached results for 24 hours. **Nearby [X] hours ago** text will appear next to your name to indicate that you may no longer be in the area.

Last updated: 6 months ago

Was this answer helpful?

Yes

No

**LinkedIn**

Contact us

English